



MINISTRY OF EDUCATION
PRIMARY ENGAGEMENT PROGRAMME
GRADE ONE WORKSHEET
SUBJECT: LITERACY
LESSON: 3 WEEK 11

Name _____


Date _____

PHONICS

TOPIC: Consonant blend **sl-**

FACTS/ TIPS: A consonant blend is when two or three consonants are joined together in a word and each letter makes its own sound.

PRACTICE EXAMPLE: **sl-** says /sl/ as in **slide, sleep**







slide



sleep

ON YOUR OWN

Look at the pictures below and say their names. Write the sl- blend and spell the word.

	_____ed
	_____ime
	_____eeve
	_____ice

VOCABULARY

TOPIC: Antonyms

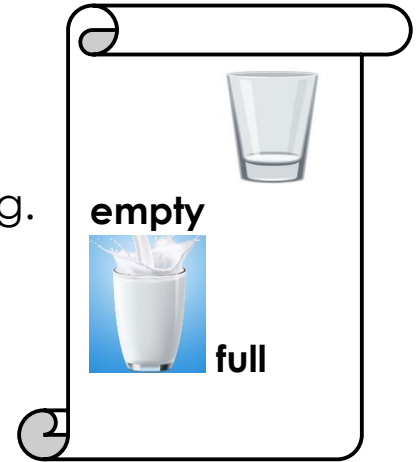
FACTS/TIPS:

Antonyms are words **opposite** in meaning.

ON YOUR OWN

Look at the word in the first column.

Circle the word opposite in meaning



up	kite	down	cat
run	wet	sleep	walk
big	happy	little	name
tall	blue	cut	short

GRAMMAR

TOPIC: Subject and Verb Agreement – has/have

FACTS/TIPS:

When the noun is one the verb carries an **s**



The cat **has** brown eyes.

When the noun is more than one the verb **does not** carry the **s**.



The cats **have** brown eyes

Use **has** or **have** to complete each sentence.

1. We **have** to do all our school work. **(has, have)**

2. Jerry _____ the best truck. **(has, have)**

2. The pens _____ the same colour. **(has, have)**

3. My teacher _____ a beautiful dress. **(has, have)**

4. The cat _____ a green bow. **(has, have)**